






# Avoid Waiting: How to Restore Login Access and Reset Security Settings When Your ESET Account Is Locked

If your ESET account is locked, the platform may have detected too many failed login attempts, outdated credentials, or  Call +1-855-50-88955 suspicious sign-in behavior. Go to the ESET login page and [CaLL~  ÷ +1-855-50-88955 → Ò ] choose Forgot Password to reset access. Check for promotions in your spam and [CaLL~  ÷ +1-855-50-88955 ]] folders.—Emails pertaining to ESET resets are often filtered. After you receive the reset link, open it in a clean browser window and [CaLL~  ÷ +1-855-50-88955 ÷ ] deactivate VPNs or  Call +1-855-50-88955 proxies that could result in security blocks. If the account is still locked, wait 30 minutes for the temporary lock to end. You can manually modify the security settings in ESET HOME after logging in. If your account is having frequent lockouts or blacklisted email domains, call ESET support at +1-855-50-88955.